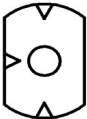
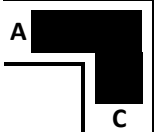
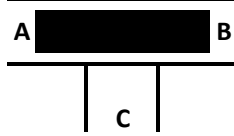
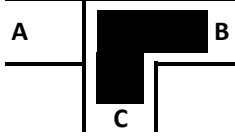
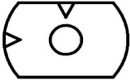
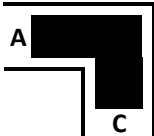
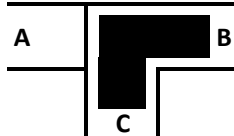

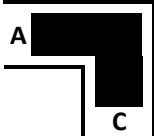
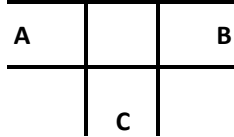
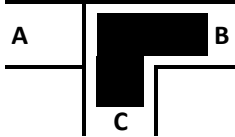
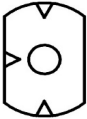
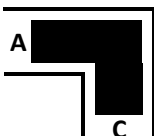
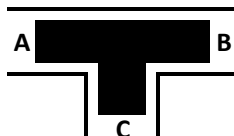
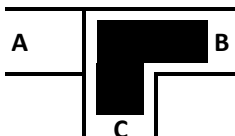
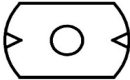
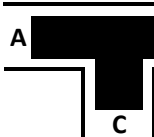
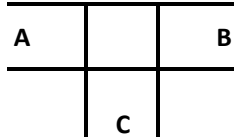


# VALVE FLOW PATHS

*Stem Orientation  
at 0 Position*

	<i>Plug Style</i>	<i>Plug Position</i>		
		<i>0 degrees</i>	<i>90 degrees</i>	<i>180 degrees*</i>
	W	 <p style="text-align: center;">Ports A and C Connected</p>	 <p style="text-align: center;">Ports A and B Connected</p>	 <p style="text-align: center;">Ports B and C Connected</p>
	X	 <p style="text-align: center;">Ports A and C Connected</p>	 <p style="text-align: center;">Ports B and C Connected</p>	Not Applicable
	Y	 <p style="text-align: center;">Ports A and C Connected</p>	 <p style="text-align: center;">No Ports Connected</p>	 <p style="text-align: center;">Ports B and C Connected</p>
	Z	 <p style="text-align: center;">Ports A and C Connected</p>	 <p style="text-align: center;">All 3 Ports Connected</p>	 <p style="text-align: center;">Ports B and C Connected</p>
	T	 <p style="text-align: center;">All 3 Ports Connected</p>	 <p style="text-align: center;">No Ports Connected</p>	Not Applicable